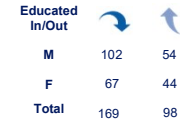
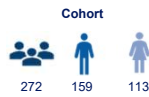


Activity Survey Year 11 Leavers

London Borough of Harrow
Park High School



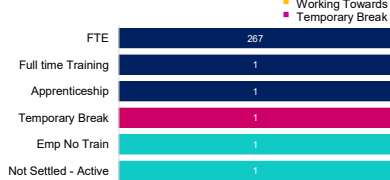
2022

Destination Summary

Headline Summary



Headline Destination

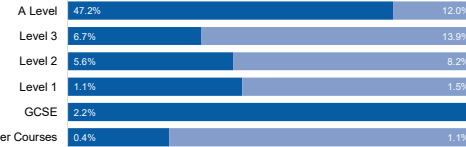


Full Time Education

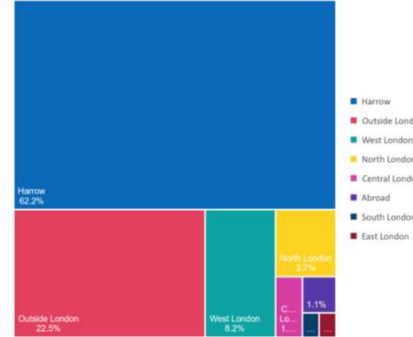
FTE - Entity Type - In/Out Borough



FTE - CourseType - In/Out Borough



FTE Destination - LEA Region



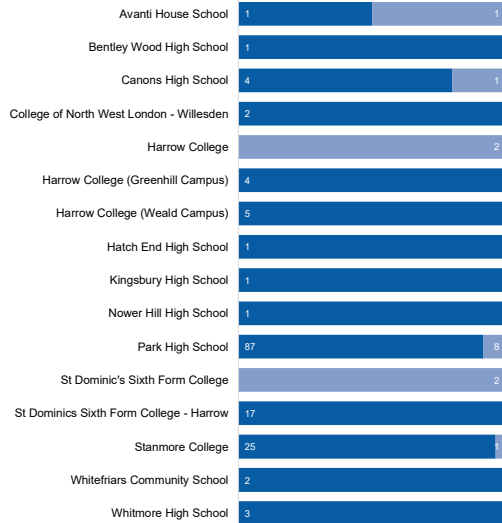
Analysis Notes:

Information correct at the time of analysis.
London boroughs are categorised into Sub-Regions based on 'The London Plan'. A full list of these is available from www.London.gov.uk
Destination capture date 1st November of survey year.
Residency as recorded at 1st November of survey year.

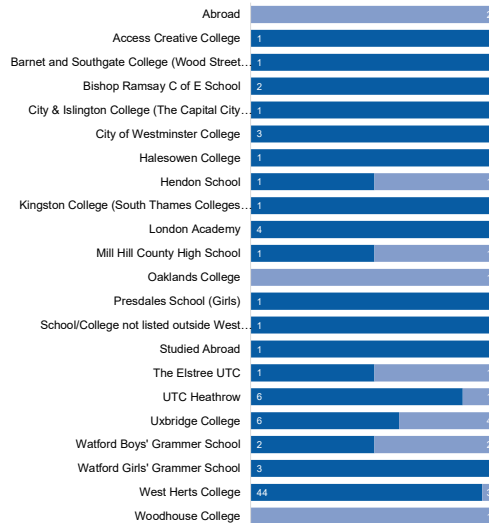
- For reporting purposes, *Educated at Home* are reported as the Educated LA not the Residency LA.
- Students undertaking A Levels, GCSE's or International Baccalaureate counted in 'Specific Academic'.
- Institutions with multiple campuses have been merged and are shown as the location of the main campus.
- Analysed data will show most popular.

NEET: Not Settled, Temp Break, Working Towards
FTE: Full Time Education
RPA: Raising Participation Age

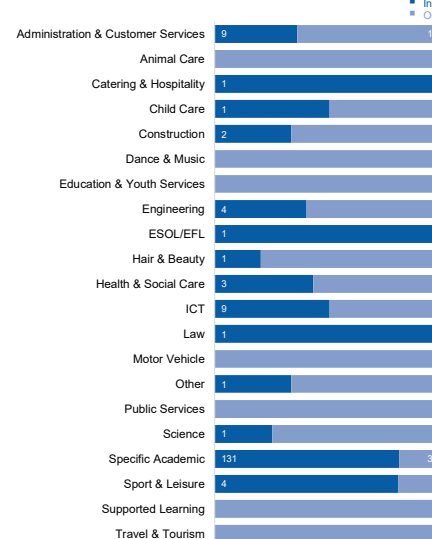
Destination Entity Inside Borough



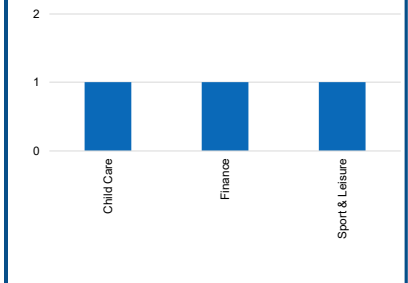
Destination Entity Outside Borough



FTE Course



Employment/Training CRCI



Year 11 Leavers - Residential Area

