

Design a destination shoe!




Task: Initial Ideas

- 1 – Create a spider diagram of different destinations.
- 2 – On your page, add famous buildings, flags, or objects associated with the different destinations.
- 3 – Next, add pictures of different textures, patterns or styles of design associated with your destinations; such as, aboriginal art.

Design Brief

A leading shoe design company would like you to design a shoe that represents a destination within the world. It must be highly creative and unique. The type of shoe you wish to design is up to you.



What might represent that destination?

Anything!

Weather

Culture

Landmarks

Flags

Colours

Food


Buildings

Animals


Flowers

Fashion

Which destination do you think these pictures represent?




Which destination do you think these pictures represent?



Hawaii



Which destination do you think these pictures represent?



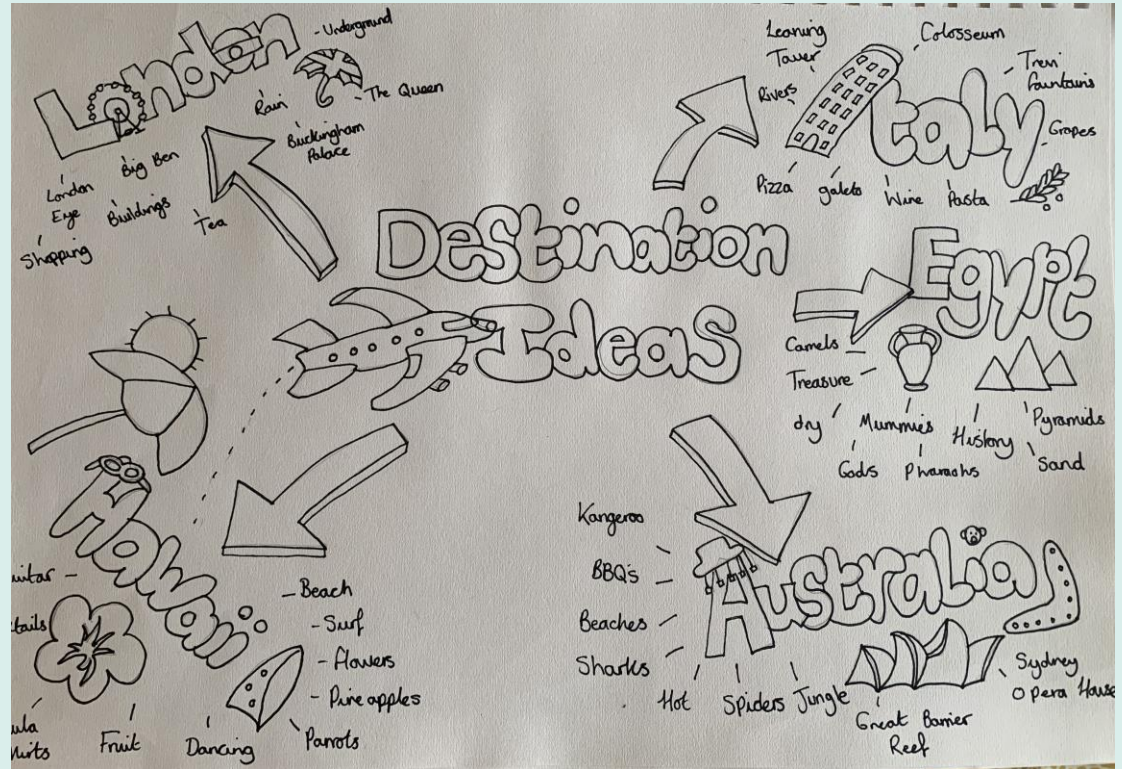
Egypt



Your task

Create a spider diagram with at least 5 different destinations

For each destination write/draw things linked to each destination.



Just for a bit of fun...

Can you match these dishes up with their destinations?



France

Sri Lanka

Greece

Poland

Just for a bit of fun...

Can you match these dishes up with their destinations?



Greece
Moussaka



France
Macaroons



Poland
Cabbage rolls




Sri Lanka
Jack fruit curry

Task

1. Design a title based on your destination.
2. Come up with some creative initial ideas based on your destination in 2D.
3. Add 3D elements to your shoe designs.


Design Brief

A leading shoe design company would like you to design a shoe that represents a destination within the world. It must be highly creative and unique. The type of shoe you wish to design is up to you.



Initial ideas

1. Draw a 1cm border and name block around your page.
2. Produce a creative title 'Shoe Design Ideas' in fancy bubble writing. Could you include colours, images and patterns that relate to your chosen location?
3. Split your page into 4 using a ruler. And draw the outlines of 4 different shoes neatly and carefully.



Just for a bit of fun...

What does the colour **RED** symbolise in...?



China



Nigeria



Egypt

Just for a bit of fun...

What does the colour **RED** symbolise in...?



China

Joy,
happiness,
love



Nigeria

Aggression
Death




Egypt

Luck

Just for a bit of fun...

What does the colour **PURPLE** symbolise in...?



Japan




Brazil



USA

Just for a bit of fun...

What does the colour **PURPLE** symbolise in...?



Japan

Wealth
Royalty



Brazil

Mourning
Death



USA

Honour
Courage

Final design

1. Set up your final design page similar to before with your 1cm border and name block. This time your title needs to be 'Final Shoe Design'. Remember to make your title fancy and represent your location.
2. Draw your final shoe design large on the page. You may want to include a combination of your initial ideas. Remember to present your work neatly and use a range of shading techniques.



Final design - annotations

Annotations..

What?

Why?

How?

Final design - annotations

Annotations..

What?

Clear explanations of your final design.

Why?

Discuss things that might not be obvious in your drawings.

Would help the manufacture to make the product as the designer doesn't always make it.

How?


Answer the questions on your sheet in full **sentences**.

Your annotations can be decorated in bubbles or another creative way on your page.

Final design

Annotations:

1. Discuss how your design represents your chosen location.
2. Explain any materials and techniques that would be used—e.g. particular fabrics, beads, glitter, feathers etc.
3. Who is your product aimed at and why would they buy it?
4. Evaluate your work. What is the best features of your design and which areas could be improved.



In September

Hand in your design sheets with your name and tutor group on to the D&T office for a chance to win a £10 Amazon voucher.

Must be handed in by Friday 6th September